



Interior Bit Key Lock



Technical Details

BACKSETS: 2", 2-1/2", 2-3/4". For door stiles 3-3/4" wide and up

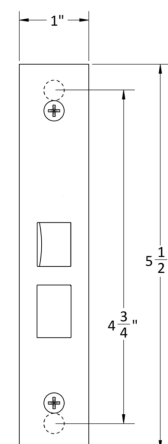
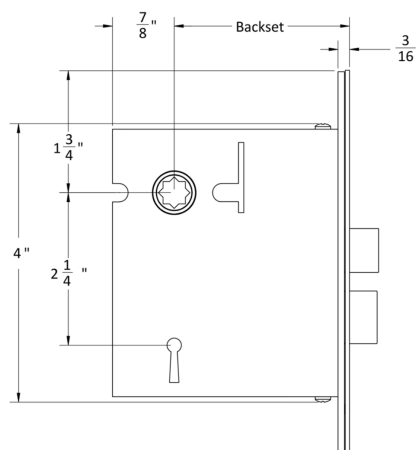
CASE: Heavy guage stainless steel (1/2" thick)

LATCH BOLT: Brass, 7/16" throw

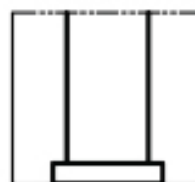
DEADBOLT: Brass, 1/2" throw

DUST BOX: Brass

VERTICAL SPACING: 2-1/4" vertical spacing



INSIDE
OF DOOR



OUTSIDE
OF DOOR

Note:
prep bit key
face above
based on trim

